

Attn: _____
 Name: _____
 Phone: _____
 Fax: _____ # pgs sent: _____
 E-mail: _____
 Address: _____

Bi-Fold Order Form

Mirror sizes vary, so each mirror MUST be measured separately

STYLE _____ COLOR _____

(Please use another form if ordering more than one style/color. Please copy and use the attached order form if more space is needed.)

Room Name
or Quantity.

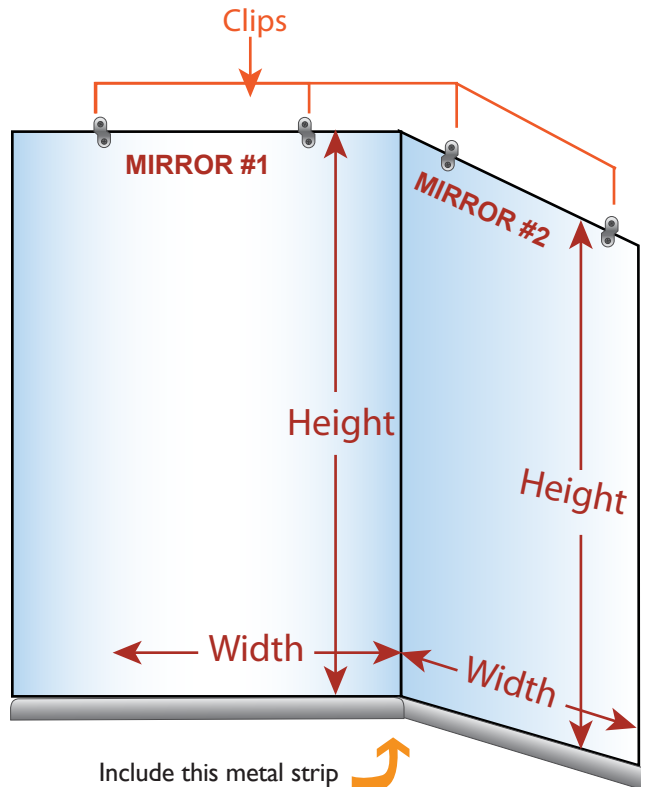
Step 1: MIRROR MEASUREMENTS

MIRROR #1 - HEIGHT

WIDTH

MIRROR #2 - HEIGHT

WIDTH



Step 2: MIRROR PLACEMENT

Measure the distance from each edge of the mirror to the nearest wall, outlet, backsplash, etc.
 No room? No problem. Just enter 0. More than 1 inch? Just Enter 1.

TOP

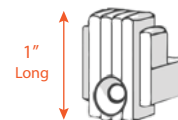
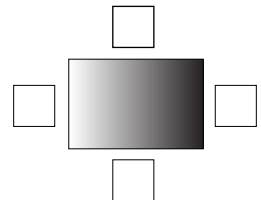
LEFT

RIGHT

BOTTOM

Step 3: MIRROR ATTACHMENT

CHECK SIDES
MIRROR HAS
CLIPS OR A
METAL STRIP



None

Do your clips look like this?

They may not work with the frame.
 We will send you replacement clips FREE.

TOTAL # OF REPLACEMENT CLIPS: